

FARADOME®
Industrie spa

Product Information

ELEVAN®

No More Acrobatics - No Ladders

The machine that give you a lift!



Sole Agent (Asia Pacific Region):


WSL Warehouse Systems Limited

T: +852 2328 0018 F: +852 8343 0099 E: cs@wsl.hk W: www.WSL.hk

ELEVAH® 40 MOVE PICKING



ELEVAH® 40 MOVE picking, is the fully evolved ladder.
Double your productivity in complete safety.



PRODUCT OF THE YEAR 2015

[ELEVAH Video](#)



ELEVAH® 40 MOVE PICKING



As easy to use as a ladder and as safe as a platform

An electric machine that combines light weight (only 180kg) with absolute safety when doing picking work at heights of up to 4m.



A picking platform for every need

The machine is equipped with a picking platform which can be adjusted in height and length. There is also an electric version available and one with mobile sides.



Easy to use

The operator can step onto it easily, thanks to the simple cage opening mechanism, and work in complete safety.



ELEVAH® Awards



ELEVAH® 40 MOVE PICKING

Technical Data

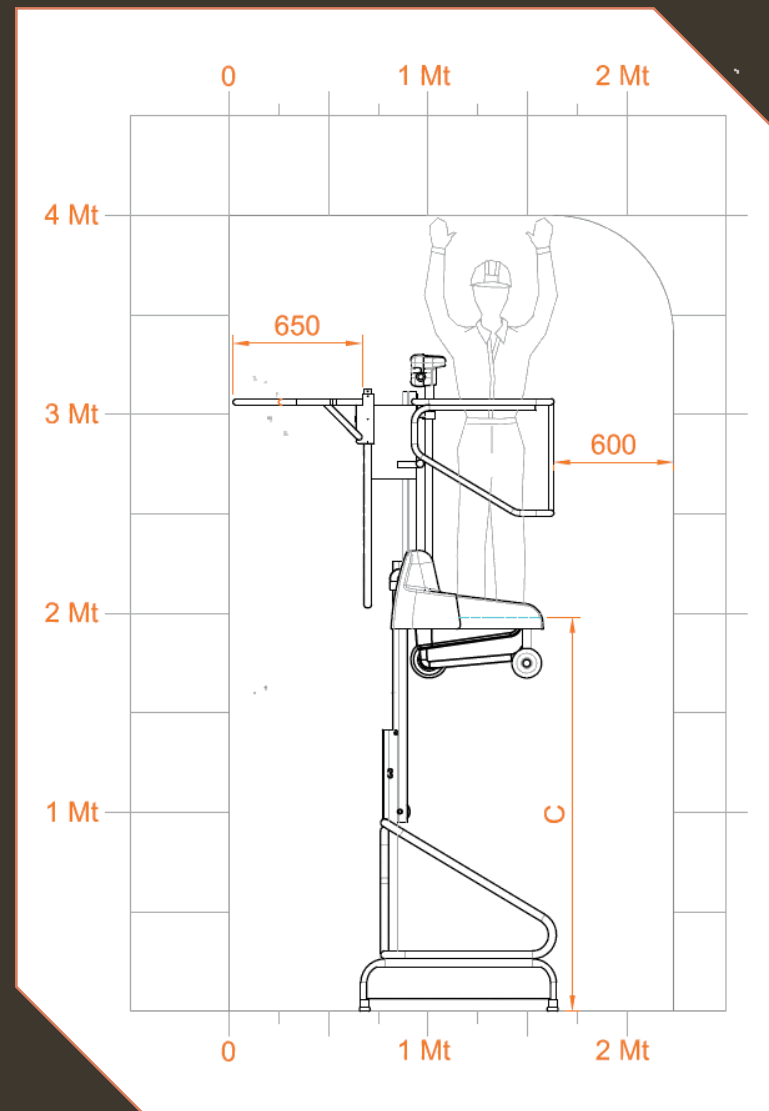
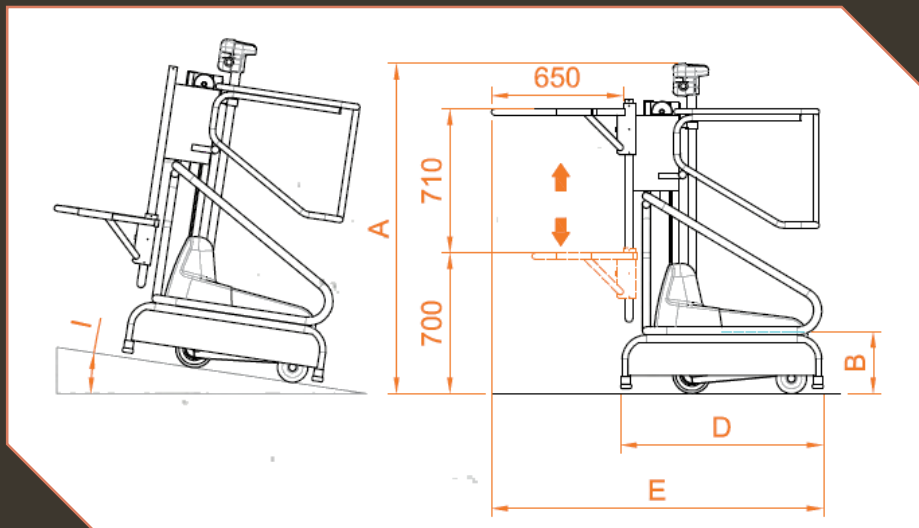
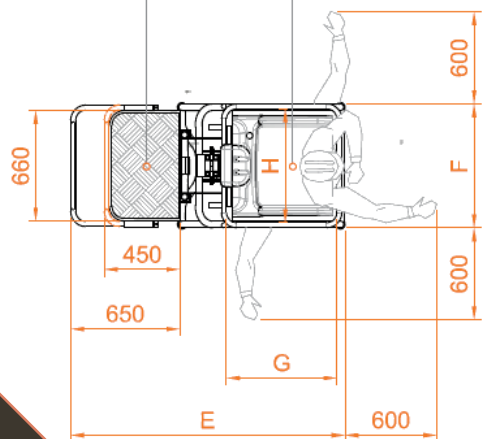


Max capacity		150 kg
Number of people		1
Use		internal
A	Closed machine height	1630 mm
B	Min. height from the ground to the platform level	310 mm
C	Max. height from the ground to the platform level	1960 mm
D	Base overall dimensions	995 mm
E		1640 mm
F		740 mm
G	Cage inner dimensions	650 mm
H		680 mm
Machine weight		172-180 kg
N° 2 12V AGM Batteries		33*-45**Ah
Power supply		24 V
Battery charger		110V - 220V
I	Climbing ability at height	15%
Driving (steering) wheel size		Ø 190 x 60
Swivel wheels dimensions		Ø 150 x 45
Turning radius		800 mm
Maximum rising speed		0,08 m/s
Maximum descending speed		0,1 m/s
Maximum shifting speed		0,8 m/s - 3km/h
Work cycles *** (with fresh batteries)		100 - 150



ELEVAH® 40 MOVE PICKING

Technical Data



** Standard

** Optional – 40BGM

** By work cycle we mean a self-propelled movement of 20m with a full ascent to and descent from the maximum.



ELEVAH® Accessories AND Customization



24hr charging kit comprising two box batteries and a charger.



Programmable key activation system



Picking platform with drop down sides



Loading systems for vans or trucks



220V power kit (for push version)



Removable picking platform



ELEVAH® Accessories & Customization



Ballast weights for polished or slippery floors



Ballast weights for polished or slippery floors




Ballast weights for polished or slippery floors



Electric picking platform



Locking controls adjustable



WSL Warehouse Systems Limited

Ft. K, 19/F, Gold King Industrial Building,
35 – 41 Tai Lin Pai Road, Kwai Chung, N.T., HK

T: +852 2328 0018

F: +852 8343 0099

E: cs@wsl.hk

W: www.WSL.hk

Sole Agent (Asia Pacific Region)

Taraone[®]

ELEVAN[®]



~ Your One-Stop Logistics Equipment & Supplies Centre ~