

FARAONE[®]
Industrie spa

Product Information

ELEVAN[®]

No More Acrobatics - No Ladders

The machine that give you a lift!



Sole Agent (Asia Pacific Region):

WSL Warehouse Systems Limited

T: +852 312328 0018 F: +852 8343 0099 E: cs@wsl.hk W: www.WSL.hk

ELEVAH® 65 MOVE PICKING

ELEVAH® 65 MP is a truck which can reach a working height of 6.5m and is able to move around easily even in very small space.



[It is indispensable for picking work in warehouse or supermarkets.]



ELEVAH® 65 MOVE PICKING

THE RIGHT SOLUTION

The columns and cage are of aluminum

Ideal for carrying out picking work up to a working height of 6.5m so making the most of the height of the warehouse and optimizing costs.



Comfort & Safety

ELEVAH 65MP facilitates the operator's work, while ensuring the highest standards of safety.

Double Picking Platform

In addition to the large electric platform, which is height adjustable with a maximum payload capacity of 100kg, there is a large fixed platform.



CE



ELEVAH® 65 MOVE PICKING

Technical Data

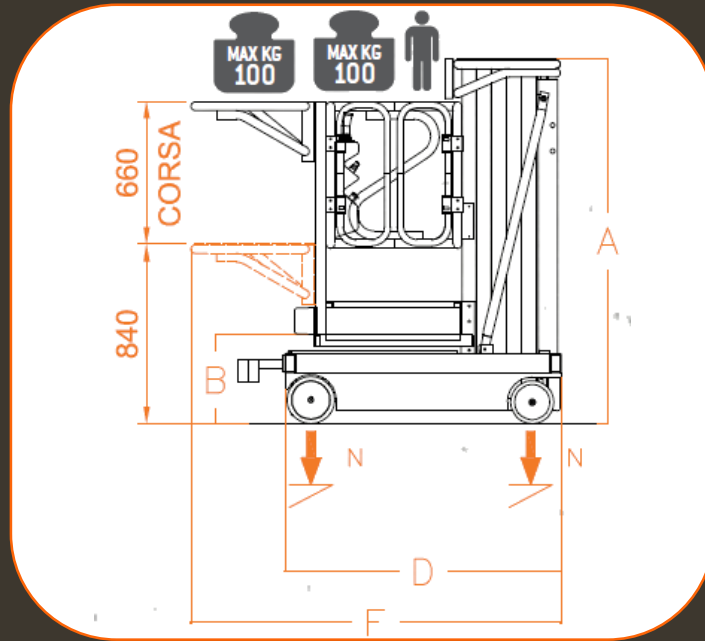
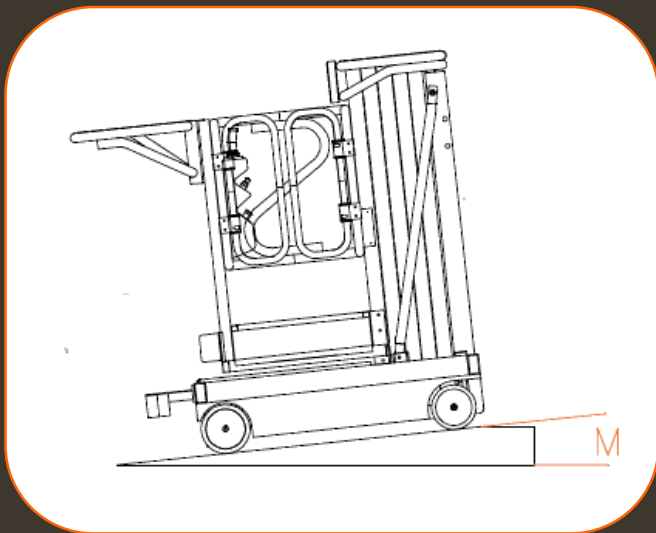
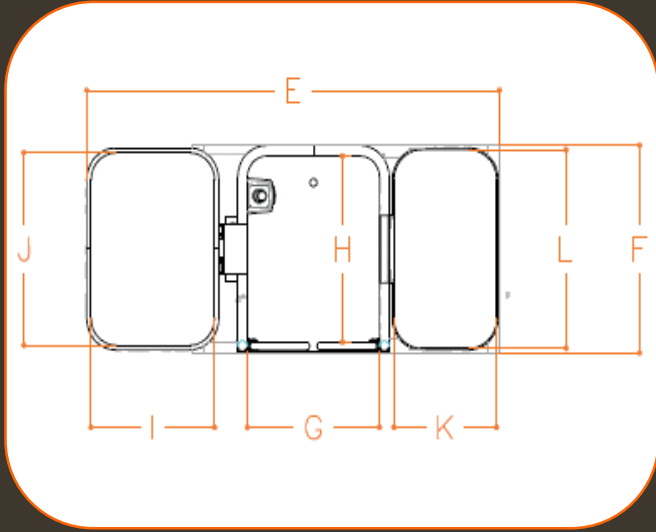


Max capacity		200 kg
Number of people		1
Use		internal
A	Closed machine height	1720 mm
B	Min.height from the ground to the platform level	420 mm
C	Maximum height from the ground to the platform level	4700 mm
D	Base overall dimensions	1280 mm
E		1720 mm
F		780 mm
G	Cage inner dimensions	550 mm
H		700 mm
I	Picking platform	510 mm
J		720 mm
K	Storage tray	420 mm
L		720 mm
Capacity of storage tray		20 kg
Machine weight		720 kg
Power supply		24 V
N° 2 12V Pb Acid Batteries		105 Ah
Battery charger		110V - 220V
Climbing ability at height		2,5%
M	Maximum climbing ability	15%
Drive wheels dimension		Ø 220 x 65
Swivel wheels dimensions		Ø 200 x 50
Turning radius		1095 mm
Maximum rising speed		0,2 m/s
Maximum descending speed		0,15 m/s
Maximum shifting speed		1,0 m/s
Maximum shifting speed at height		0,22 m/s
Max. elevation of self-propulsion when raised		C=4700 mm
N	Maximum pressure for wheel at full load	3,20 kN*
Cicli di lavoro ** (con batterie cariche)		130



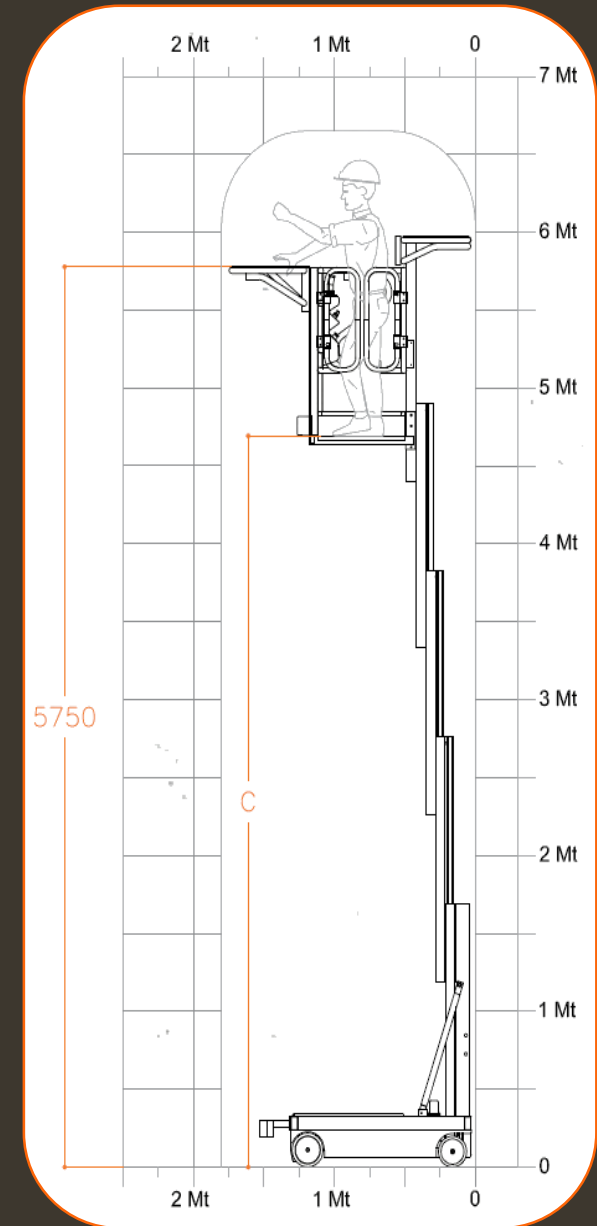
ELEVAH® 65 MOVE PICKING

Technical Data



** Maximum pressure whereas the weight of the platform plus the maximum load on the basket are completely distributed on one side of the platform (totally asymmetric load).

** By work cycle we mean a self-propelled movement of 20m with a full ascent to and descent from the maximum height and with adjustment of the loading platform.



ELEVAH® Accessories AND Customization



24hr charging kit comprising two box batteries and a charger.



Programmable key activation system



Picking platform with drop down sides



Loading systems for vans or trucks



220V power kit (for push version)



Removable picking platform

ELEVAH® Accessories & Customization



Ballast weights for polished or slippery floors



Ballast weights for polished or slippery floors




Ballast weights for polished or slippery floors



Electric picking platform



Locking controls adjustable



WSL Warehouse Systems Limited

Ft. K, 19/F, Gold King Industrial Building,
35 – 41 Tai Lin Pai Road, Kwai Chung, N.T., HK

T: +852 2328 0018

F: +852 8343 0099

E: cs@wsl.hk

W: www.WSL.hk

Sole Agent (Asia Pacific Region)

Taraone®

ELEVANH®



~ Your One-Stop Logistics Equipment & Supplies Centre ~